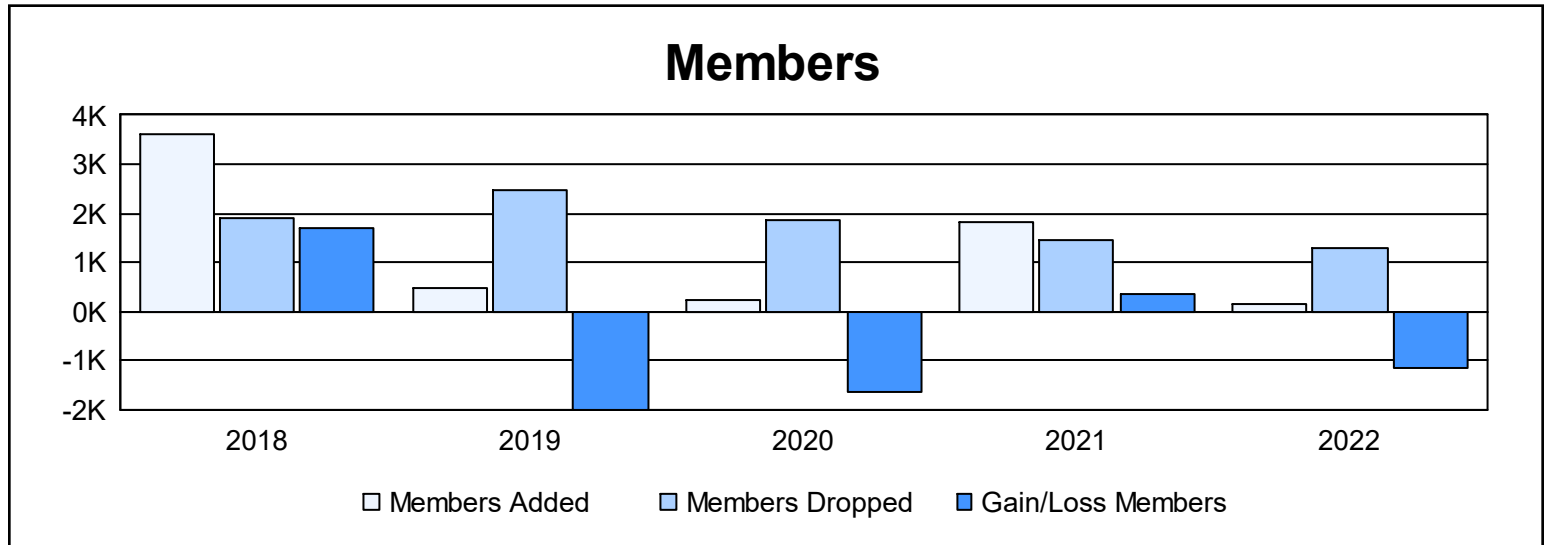
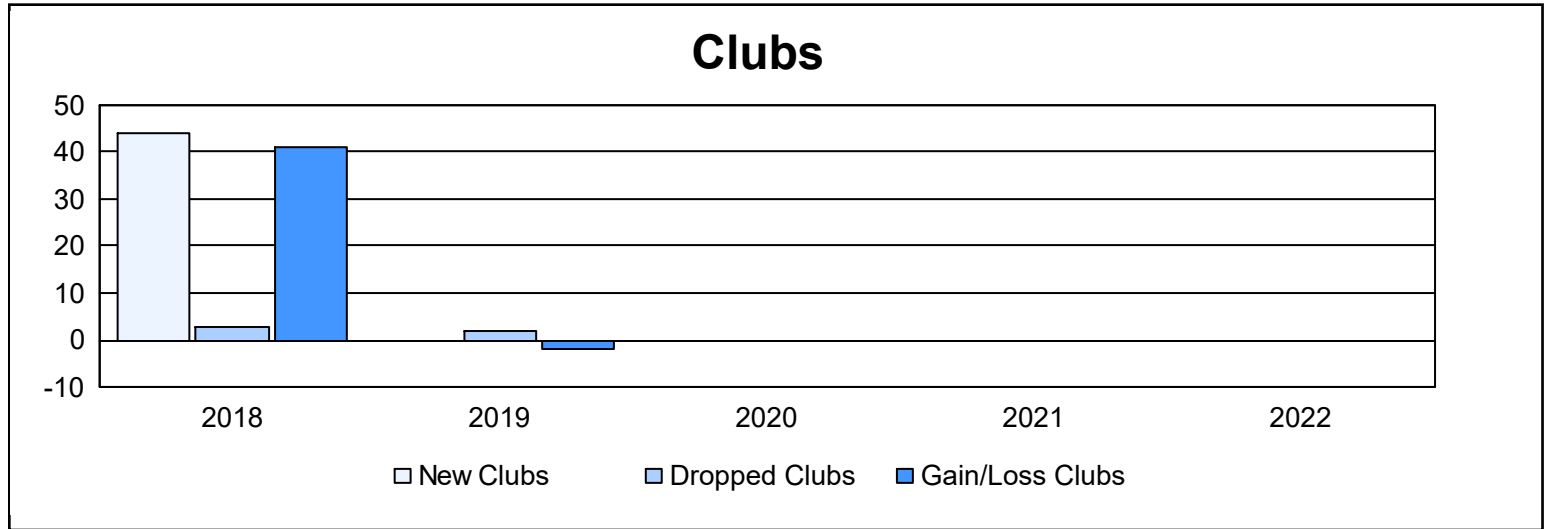
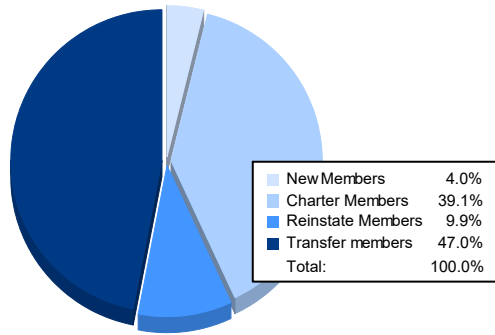


Year	New Clubs	Dropped Clubs	Gain/ Loss Clubs	New Members	Charter Members	Reinstate Members	Transfer Members	Total Member Added	Total Members Dropped	Gain/ Loss Members
2017-2018	44	3	41	1,935	1,586	22	70	3,613	1,915	1,698
2018-2019	0	2	-2	284	67	1	127	479	2,466	-1,987
2019-2020	0	0	0	2	83	6	154	245	1,867	-1,622
2020-2021	0	0	0	1,629	46	11	140	1,826	1,455	371
2021-2022	0	0	0	6	59	15	71	151	1,293	-1,142
<b>Average</b>	<b>9</b>	<b>1</b>	<b>8</b>	<b>771</b>	<b>368</b>	<b>11</b>	<b>112</b>	<b>1,263</b>	<b>1,799</b>	<b>-536</b>



### Membership Composition June 2022 Cumulative



### Gender Composition June 2022 Cumulative

